



Parafield Gardens High School

15 Shepherdson Road
Parafield Gardens
SA 5107
Australia

Phone: 08 8258 9855
Fax: 08 8281 5853
Email: dl.1137.info@schools.sa.edu.au
Website: www.pghs.sa.edu.au

Quality Learning Quality Futures

Friday 8th February

Dear Parents/Caregivers,

We are proud to inform you that we will be producing a new eNewsletter format with Schoolzine. The purpose of moving to this new format is to engage the school community more effectively and provide parents, students and the community with a more engaging and content-rich newsletter format. This new format will include videos, image galleries, online bookings, feedback forms, calendars, an app and much much more.

I will go through how to download the App and the features of the new newsletter at our parent night on Wednesday 13th February at 5:30pm in the performance space. If you would like to download the App, you can follow the instructions here: <http://www.schoolzine.com/szapp-installation>.

The newsletter will still be available for viewing on the school website as per normal, under 'contact us' then 'newsletter' section. Parents can also use the App to receive real time notifications and updates. Lastly, parents may also receive a printed copy upon request from Student Services. The move to an online platform enables us to share information with families in a more timely way, improving parent communication and also save money on printing costs. If you have any questions or concerns, please don't hesitate to contact Jenna English on 82589855.

Yours sincerely,

Jenna English
Assistant Principal

Martin Lippett
Principal



Government of South Australia
Department for Education

INSTALLING SZapp

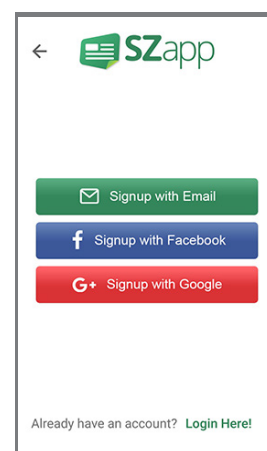
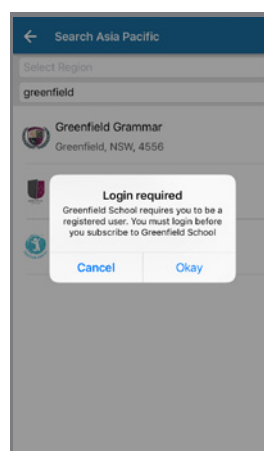
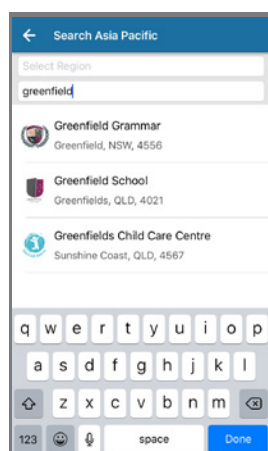
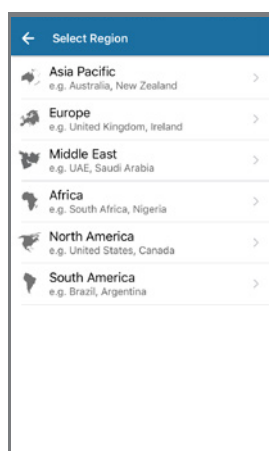


Apple devices:

1. On your device, open the App Store.
2. Search the App Store for SZapp.
3. Download and install SZapp.

Android devices:

1. On your device, open the Play Store.
2. Search the Play Store for SZapp.
3. Download and install SZapp.

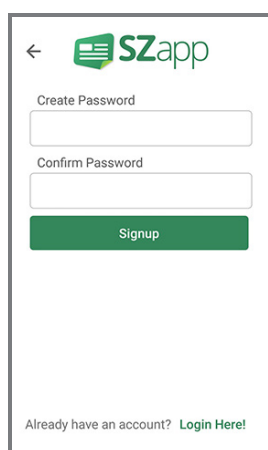
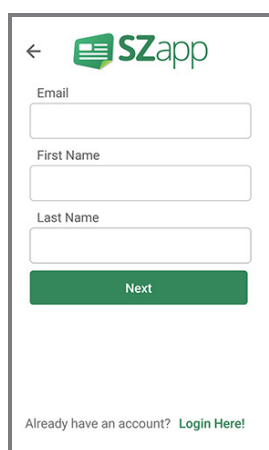


1. FIND YOUR SCHOOL

Select your school's region.
Search for and select your school.

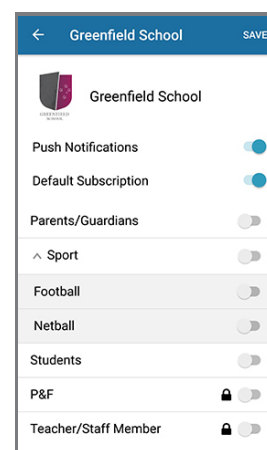
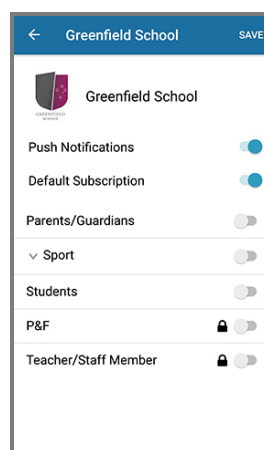
2. REGISTER A USER

Before you can add your school, you will need to register. Register with your email, or sign in with Google or Facebook.



3. REGISTER A USER

Enter your email and name and then create a password.



4. MANAGING NOTIFICATIONS

Choose which group/s you would like to receive notifications from. Groups with arrows indicate that there are sub-groups which you can join.